

KRISTA MUTUAL WATER CO.  
MEETING OF THE BOARD OF DIRECTORS  
May 26, 2026  
STARTING TIME: 10:00 AM  
TELECONFERENCE VIA: Zoom.com ID# 853 6091 9766  
Phone # 1-669-900-9128

Board of Directors

Sandi McElhenney – President  
Jonathan Paley - Treasurer  
Michael McNichols – Secretary

General Manager

Pamela Jarecki  
Assistant General Manager  
Brenda Fessia

Distribution Operator

Mountain Water Quality Management LLC  
Lee Winagura

Teleconference Name:  
Location:

1. Call to order
  2. Appointing of Directors positions Motion\_\_\_\_\_ Second\_\_\_\_\_ Ayes\_\_\_\_\_ Nays\_\_\_\_\_ Absent\_\_\_\_\_
  3. Secretary of State
  4. Discussion on adjustment of agenda
  5. Public Comments
  6. Fluoride Contamination Planning Project/Fluoride Mitigation Project State Revolving Fund/PROP 1  
Annexation & Well Site Improvements and Generator Installation Project Update  
Interconnection Water Service Agreement between KMWC and LCWD  
Motion\_\_\_\_\_ Second\_\_\_\_\_ Ayes\_\_\_\_\_ Nays\_\_\_\_\_ Absent\_\_\_\_\_
  - KMWC and LCWD O&M agreement for interconnection  
Motion\_\_\_\_\_ Second\_\_\_\_\_ Ayes\_\_\_\_\_ Nays\_\_\_\_\_ Absent\_\_\_\_\_
  - Water Service Agreement - MOU for consolidation KMWC & LCWD  
Motion\_\_\_\_\_ Second\_\_\_\_\_ Ayes\_\_\_\_\_ Nays\_\_\_\_\_ Absent\_\_\_\_\_
  - Approval of State Meeting minutes 4-21-2026  
Motion\_\_\_\_\_ Second\_\_\_\_\_ Ayes\_\_\_\_\_ Nays\_\_\_\_\_ Absent\_\_\_\_\_
  7. Approval of Board Meeting minutes 4-19-2026  
Motion\_\_\_\_\_ Second\_\_\_\_\_ Ayes\_\_\_\_\_ Nays\_\_\_\_\_ Absent\_\_\_\_\_
  8. Treasury Report  
CD Renewal vote/discussion  
Motion\_\_\_\_\_ Second\_\_\_\_\_ Ayes\_\_\_\_\_ Nays\_\_\_\_\_ Absent\_\_\_\_\_
  9. Distribution Operator Report  
Motion\_\_\_\_\_ Second\_\_\_\_\_ Ayes\_\_\_\_\_ Nays\_\_\_\_\_ Absent\_\_\_\_\_
  10. WIFI – Fiber/Satellite update
  11. SCADA & AT&T Tank Line discussion/vote  
Motion\_\_\_\_\_ Second\_\_\_\_\_ Ayes\_\_\_\_\_ Nays\_\_\_\_\_ Absent\_\_\_\_\_
- Closed Session: None

Adjournment \_\_\_\_\_

Next meeting will be held by Zoom and in the office June 29, 2026, at 10:00am. Agenda will be posted on the website  
(<https://kristamutualwater.com/>) 4 days before meeting. The public is invited to attend.

To be placed on the agenda please call (661) 245-5613.

## Krista/Lebec Consolidation Meeting with State Minutes

April 21, 2026, 9:00am to 10:00am

### Attendance:

Krista Mutual Water Company (Krista)- Pamela Jarecki, **Absent - Sandi McElhenney**  
Lebec County Water District (LCWD) – Jessica Carroll & Chris Guadarrama, **Absent - Ronald Benjamin**  
Self Help Enterprises (SHE) - Carlos Bravo, **Absent - Armando Murrieta**  
State Water Resource Control Board (SWRCB) - Akash Bhat, Ryan Icenhower, Dmitriy Kulik & Artena Kubik (DFA-TA), **Absent - Jeff Densmore**  
Quad Knopf (QK) – Krista’s Engineer - Cathy Williams **Absent - Rebekah Godett**  
Provost & Pritchard (P&P)- LCWD’s Engineer - Jeff Eklund  
Frazier Mountain High School - **Absent - Jennifer Giancanelli, Sarah Haflich & Misty Johnston**

### 1. Update on Easement

#### The Tejon property across the street –

**New Report:** Tejon Ranch would like to outsource drafting the agreement to another attorney. Lebec and Krista agree with this, and the invoicing will need to be to Lebec, since they are the lead and will have the name on the easement. Reimbursement could take 6 months.

### 2. Update FCPP (Fluoride Contamination Planning Project) completion 02-28-2025 & Meter grant completion 12-31-2024

#### Phase 1 - Meter grant completed 12-31-2024

#### Environmental and Engineering budget & Designs

#### Phase 2 - Fluoride Project - Interconnect, Booster Pump, Lebec Upgrades, Krista Well site housing, & Well Pump replacement and Generator

**(Priority A, B & C** are from 2021-0409 KMWC Annexation Study for LCWD-Final package prepared by P&P)

SCADA – Krista’s board has decided to wait until the grant to install SCADA.

Designs – Update: DDW approved the designs on 12-11-2025. Lebec and P&P still need to review them. P&P and Lebec will have a meeting this week to address them.

Plans & Spec’s will have Lebec as the lead on all paperwork, bids etc....

Ryan will update Jeff Densmore that DDW will then need to send an email confirming they agree with Lebec’s comments.

SHE’s TA – Invoice repayment are on hold while the TA is being resubmitted for extensions. It expires on 2-28-2026. Carlos sent an email to QK about this delay.

Fluoride - Fluoride for February was 2.9 MCL – RAA 2.4, BUT March was 2.0.

Construction Application was submitted 6-30-2025, Akash is reviewing everything.

DFA- Akash funding is being pushed to July because the cost of all the items came in over the amount allotted for the project and we need approval for the 20% contingency amount. Project should be under 18 million with contingency. Will this be delayed because we may need to do CEQA?

Krista, QK & DFA had a meeting about the environmental info needed. QK sent the updated environmental report to include Lebec road over to Lebec's tank for the intertie. DFA had more questions because special-status species, Crotch's bumble bee and coast horned lizard, were identified in the tank site area. QK will respond and a meeting maybe be needed to see if the NOE will stand. This could delay funding if more reporting is needed.

Akash clarified the routing sequence: general clearance (done), technical clearance (done), environmental (pending), legal (pending), and financial (done). The technical portion includes design approval, though the 90% engineering report has already been approved by DDW; final designs are not required for routing. Akash noted that cost approval is still needed on his end for general clearance. The easement will not hold up agreement routing but will hold up project construction until secured.

### **DWSRF (Drinking Water State Revolving Fund) application.**

- **Interconnection between Krista MWC and LCWD facilities**
- **MOU – Water Service Agreement and Operations and Maintenance agreement** – Krista's attorney has a draft MOU and it has been sent out to P&P & QK for review. QK has reviewed them and confirmed info, waiting on P&P. Once their comments have been added it will be sent out to Lebec and their attorney.
- **Interconnection Pipeline** – and power will be underground, water lines are 5 ft from Gas lines and in the count right of way, will need to contact, Oil and Fiber Optic
- **Booster pump station** – Everyone has reviewed the designs, QK will need to do 2 easements, one for lines and one for the blending station and the entrance will need to come from Lebec Road so QK will need to reconfigure the layout & get confirmation to cross oil and fiber optic lines. (See Easement notes)
- **Blending Station** – will now house the Generator as well.
- **Land acquisition** – Working on Licensing/Easement agreement
- **SCADA (connection to LCWD)** – to use Lebec's preferred company High Tide.
- **Replacement Piping (Section 3.2 of Annexation Study for LCWD)** – final designs approved by DDW 12-11-2025, Lebec and P&P still need to submit comments
- **New 100,000-gallon LCWD Storage Tank (Section 3.2 of Annexation Study for LCWD)** – All tanks will be earthquake ready and fitted with seismic tank valves. Solar and SCADA is already located at this site and will be transferred over to new tank. Electricity will need to be added.
- **Associated valving, controls and electrical** – Nothing needed right now

### **Phase 3 - Consolidation/Annexation System Replacement (Upgrades to Krista's system) - Priority B improvements (to be designed by QK and reviewed by P&P)**

- **MOU – Water Service Agreement Consolidation** - Waiting to hear back from legal.
- **Replacement of hydrants**
- **Adding Air and Vacuum valves**

- **Providing Blowoffs**
- **New 132,000-gallon Storage Tank (which would replace existing tanks 1,3 and 4 in Krista MWC)**  
All tanks will be earthquake ready and fitted with seismic tank valves. High Tide & solar will be needed at this site.
- **Existing Tank 2 (44,000 gallon) would remain and be relined and recoated.**

**Priority C items** (to be designed by QK and reviewed by P&P)

- Watermain replacement (Should be completed concurrently with Priority B)
- Valve replacement (Should be completed concurrently with Priority B)
- Reconnection of service lines (Should be completed concurrently with Priority B)

UPDATE: Budget is now 80K/connection and Krista now has 180 so \$14,400,000 or 194 potential \$15,520,000

### **3. Update on Lebec's New Well completion 4-2026 –**

#### **Lebec's New Well Completion & Frazier Mountain High School Annexation 4-2026**

**Jeff Eklund updates on the project:** DDW approved the update on the tec memo and then they need to update the agreement with DFA. P&P are working on adding plan sheets for the pipeline replacement along Lebec Road. The rest of the plan is nearly final after incorporating Lebec's recent comments. The next steps include surveying the pipeline alignment and submitting to DDW next month, followed by bidding. The Frazier Mountain connection is a separate phase being bid separately, with construction planned for 2027; the plan for that phase will be bid later this year.

#### **State Parks Easement**

Lebec agreed with the State Parks on final edits to the easement document, which is now in State Parks' hands to provide a final document for district execution.

**Timeline:** Jeff will try to update the schedule and sent it out.

### **4. LAFCo: for Lebec, Frazier Mountain High School and Krista: Still waiting, working on CEQA**

- 2 phases:** Phase 1 FMHS a) Interconnection  
b) Annexation  
Phase 2: Krista a) Interconnection  
b) Annexation

Jeff needs to place a call with the developer regarding the annexation and meet with the district to discuss next steps. Despite reporting last month that this was critical, no documentation has been received from the developer yet. Jeff will push for progress.

### **5. Non-system Improvement items**

- **Kern LAFCo (KMWC and/or LCWD) –** working through the MSR and SOI amendment for 4 annexation areas.
- **Environmental documentation (QK to provide)** Done, filed 01-06-2023, DWSRF

environmental forms are also done.

- **Rate Study (P&P/CRWA/RCAC) – Lebec & Krista are working with SHE on their Rate Study.**
- the rate study is done for Krista and implemented in May 2025. Lebec was done in July 2025.
- **DDW Water Supply Permit Amendment (KMWC initially, LCWD - later) – Lebec and P&P have the necessary papers to fill out for the conditional permit for the drilling of the well and will need a new permit for the new well and tank to send into the state. Additionally once Lebec and Krista annex there will be a modification of water permit needed.**
- **Integration of Operations (KMWC and/or LCWD) – MOU/Water service agreement and/or managerial service contract for operations**
- **Property Acquisition and Legal Documents for Booster Pump Station in Krista MWC (LCWD and QK)**
- **Power – underground – Kern County requirements will be used**

#### **Scheduling/Timing Discussion**

- **Plans, Specifications and Cost Estimates and PDR**
- **Kern LAFCo**
- **Construction Funding (LCWD)**
  1. **Blending station**
  2. **Annexation**
- **Well No. 4 construction and system update in LCWD per 4.1.1 of Lebec Study)**

**Future Agenda items – Nothing**

**Next meeting: May 19<sup>th</sup> – 9:00 am to 10:00 am.**

Krista Mutual Water Company  
Meeting of the Board of Directors 4-19-2026

**In attendance Via Zoom:** Pamela Jarecki **ABSENT: Cathy Williams (Quad Knopf, QK) & Carlos Bravo (SHE, Self Help Enterprises)**

**Office:** Michael McNichols, Jonathan Paley, Sandi McElhenney, & Brenda Fessia

**Absent:** None

**Public attending Office:** John McElhenney & Mario Mendiola

**Public attending Via Zoom:** None

1. **Call to Order** at 1:00 pm

2. **Appointing of Directors positions:** Tabled till next meeting

3. **Secretary of State:** Will stay the same as last year, Pamela Jarecki will update it and change it if necessary, after next shareholders meeting. This is due on the 30<sup>th</sup>.

4. **Adjustments to the Agenda:** None

5. **Public Comments:** None.

6. **Fluoride Contamination Planning Project/Fluoride Mitigation Project State Revolving Fund/PROP 1 Annexation & Well Site Improvements and Generator Installation Project Update**

**Annexation Update:**

- Tejon Ranch – Tejon wants the outsourced attorney to draft the agreement. Pamela Jarecki checking with DFA to see who approves this and who the invoice needs to go to.

- Blending station designs from QK have been sent out, waiting on DDW, DFA, Lebec and P&P to confirm their changes are good to go

- Still waiting for review of all three below from P&P, QK has reviewed them. Once the comments are addressed, we will send it to the board and attorneys

- Interconnection Water Service Agreement between KMWC and LCWD

- KMWC and LCWD O&M agreement for interconnection

- Water Service Agreement - MOU for consolidation KMWC & LCWD

- **DFA** – QK sent the environmental report 4-15-26.

- **Lebec** – nothing new.

7. **Approval of the Minutes:** Approval of the minutes for 3-30-2026 board meeting

- Sandi McElhenney made a motion to approve the minutes for 3-30-2026 board meeting, Michael McNichols second it, 3/0/0.

8. **Treasury Report: Profit and loss is at 37.36% -**

- Sandi McElhenney made a motion to approve the Treasury report Jonathan Paley second it, 3/0/0.

9. **Distribution Operators Report:** Boil notice was cancelled on the 1<sup>st</sup>. Next fire hydrant will be done on the 24<sup>th</sup>. Should not need a boil notice, Lee believes the valve has a positive shut off.

- Sandi McElhenney made a motion to approve the distribution operators report, Jonathan Paley second it, 3/0/0.

10. **WIFI – Fiber/Satellite vote/discussion -**

- Board discussed the different options for satellite,

- Sandi McElhenney made a motion to approve the Starlink satellite purchase and install, LOW and our landlord will also need to agree, Jonathan Paley second it, 3/0/0.

**Closed Session:** None

**Adjournment:** Sandi McElhenney made a motion to adjourn the meeting at 1:18 pm, Jonathan Paley second it, 3/0/0.

---

Michael McNichols, Secretary

# Krista Mutual Water Company

## Balance Sheet Detail

As of May 18, 2026

DATE	TRANSACTION TYPE	NUM	NAME	MEMO/DESCRIPTION	SPLIT	DEBIT	CREDIT	AMOUNT	BALANCE
<b>ASSETS</b>									
1000 Cash in Bank									
1001 California Bank & Trust #3526									
Beginning Balance									
									61,158.55
04/13/2026	Deposit				-Split-	\$82.49		82.49	61,241.04
04/14/2026	Check	4376	FRANCHISE TAX BOARD	6737 State Income Tax			\$800.00	-800.00	60,441.04
04/14/2026	Deposit			4101 Residential Water		\$79.83		79.83	60,520.87
04/14/2026	Deposit				-Split-	\$3,245.97		3,245.97	63,766.84
04/15/2026	Deposit			4101 Residential Water		\$1,036.43		1,036.43	64,803.27
04/15/2026	Expense		SOUTHERN CALIFORNIA EDISON	6812 Utilities:Southern California Edison			\$7.31	-7.31	64,795.96
04/15/2026	Expense		KAISER	6652 Insurance:Medical			\$856.92	-856.92	63,939.04
04/15/2026	Deposit			4101 Residential Water		\$62.91		62.91	64,001.95
04/15/2026	Deposit			4101 Residential Water		\$95.83		95.83	64,097.78
04/16/2026	Deposit				-Split-	\$163.29		163.29	64,261.07
04/16/2026	Deposit			4101 Residential Water		\$103.82		103.82	64,364.89
04/17/2026	Deposit			4101 Residential Water		\$123.00		123.00	64,487.89
04/17/2026	Deposit			4101 Residential Water		\$82.37		82.37	64,570.26
04/17/2026	Deposit				-Split-	\$807.19		807.19	65,377.45
04/17/2026	Deposit			4101 Residential Water		\$118.52		118.52	65,495.97
04/19/2026	Deposit			4101 Residential Water		\$100.00		100.00	65,595.97
04/19/2026	Deposit			4101 Residential Water		\$100.00		100.00	65,695.97
04/20/2026	Deposit				-Split-	\$60.00		60.00	65,755.97
04/21/2026	Deposit				-Split-	\$1,180.65		1,180.65	66,936.62
04/21/2026	Expense		SECRETARY OF STATE	6715 Legal & Accounting			\$25.00	-25.00	66,911.62
04/21/2026	Deposit			4101 Residential Water		\$78.05		78.05	66,989.67
04/21/2026	Deposit				-Split-	\$55.00		55.00	67,044.67
04/21/2026	Deposit			4101 Residential Water		\$106.00		106.00	67,150.67
04/21/2026	Deposit			4101 Residential Water		\$115.18		115.18	67,265.85
04/22/2026	Deposit			4101 Residential Water		\$11.91		11.91	67,277.76
04/22/2026	Deposit				-Split-	\$104.96		104.96	67,382.72
04/22/2026	Deposit			4101 Residential Water		\$80.40		80.40	67,463.12
04/23/2026	Deposit				-Split-	\$75.00		75.00	67,538.12
04/23/2026	Deposit				-Split-	\$473.00		473.00	68,011.12
04/23/2026	Expense		STATE COMPENSATION INSURANCE FUND	6656 Insurance:Worker's Compensation			\$1,020.36	-1,020.36	66,990.76
04/23/2026	Deposit				-Split-	\$80.00		80.00	67,070.76
04/24/2026	Expense		AT&T 23884120298641 *Relay	6820 Telephone			\$31.76	-31.76	67,039.00
04/24/2026	Deposit				-Split-	\$125.00		125.00	67,164.00
04/24/2026	Expense		ZALCO LABS	6885 Water Analysis			\$50.00	-50.00	67,114.00
04/24/2026	Deposit				-Split-	\$101.89		101.89	67,215.89
04/24/2026	Tax Payment		QuickBooks Payroll	Tax withdrawal	QuickBooks Tax Holding Account		\$1,260.79	-1,260.79	65,955.10
04/24/2026	Payroll Check	DD	PAMELA A. JARECKI	Pay Period: 04/01/2026-04/30/2026	Direct Deposit Payable		\$2,619.02	-2,619.02	63,336.08
04/24/2026	Payroll Check	DD	BRENDA L. FESSIA	Pay Period: 04/01/2026-04/30/2026	Direct Deposit Payable		\$1,328.15	-1,328.15	62,007.93
04/27/2026	Deposit				-Split-	\$363.65		363.65	62,371.58
04/29/2026	Expense		SOCALGAS	6805 Utilities:Southern California Gas			\$8.50	-8.50	62,363.08
04/29/2026	Deposit				-Split-	\$455.10		455.10	62,818.18
04/30/2026	Expense		Pilot	6010 Automotive			\$82.19	-82.19	62,735.99
04/30/2026	Deposit				-Split-	\$75.02		75.02	62,811.01
04/30/2026	Expense		McP's Taphouse Tahoe	6009 Meals & Entertainment			\$31.77	-31.77	62,779.24
04/30/2026	Deposit				-Split-	\$84.00		84.00	62,863.24
04/30/2026	Deposit				-Split-	\$1,173.00		1,173.00	64,036.24
05/01/2026	Deposit			4101 Residential Water		\$100.00		100.00	64,136.24
05/01/2026	Expense		Caesars Republic Lake Tahoe Casino & Resort	6006 Education Expense			\$100.00	-100.00	64,036.24

# Krista Mutual Water Company

## Balance Sheet Detail

As of May 18, 2026

DATE	TRANSACTION TYPE	NUM	NAME	MEMO/DESCRIPTION	SPLIT	DEBIT	CREDIT	AMOUNT	BALANCE
05/01/2026	Deposit				-Split-	\$125.46		125.46	64,161.70
05/01/2026	Expense		Caesars Republic Lake Tahoe Casino & Resort		6006 Education Expense		\$381.38	-381.38	63,780.32
05/02/2026	Expense		Town Pump OREGON		6008 Equipment Fuel		\$51.38	-51.38	63,728.94
05/03/2026	Deposit				-Split-	\$100.00		100.00	63,828.94
05/04/2026	Deposit				-Split-	\$136.00		136.00	63,964.94
05/04/2026	Expense		ZALCO LABS		6885 Water Analysis		\$145.00	-145.00	63,819.94
05/04/2026	Expense		AT&T - 66124869368901- TANKS		6820 Telephone		\$297.59	-297.59	63,522.35
05/05/2026	Transfer			Funds Transfer	1007 Cash in Bank:California Bank & Trust #8061		\$500.00	-500.00	63,022.35
05/06/2026	Deposit				4101 Residential Water	\$78.33		78.33	63,100.68
05/06/2026	Deposit				4101 Residential Water	\$81.20		81.20	63,181.88
05/06/2026	Deposit				-Split-	\$2,065.69		2,065.69	65,247.57
05/06/2026	Deposit				-Split-	\$220.00		220.00	65,467.57
05/07/2026	Deposit				-Split-	\$80.89		80.89	65,548.46
05/07/2026	Deposit				-Split-	\$175.52		175.52	65,723.98
05/08/2026	Deposit				-Split-	\$771.15		771.15	66,495.13
05/08/2026	Expense		QUICKBOOKS INTUIT	2469216EL30Q61H14 4254 INTUIT *QBooks Online CL.INTUIT.COM C	6005 Dues & Subscriptions		\$24.00	-24.00	66,471.13
05/08/2026	Deposit				-Split-	\$200.90		200.90	66,672.03
05/08/2026	Expense		DiamondMaps		6005 Dues & Subscriptions		\$132.00	-132.00	66,540.03
05/09/2026	Deposit				4101 Residential Water	\$62.44		62.44	66,602.47
05/10/2026	Deposit				-Split-	\$200.00		200.00	66,802.47
05/10/2026	Deposit				4101 Residential Water	\$64.75		64.75	66,867.22
05/11/2026	Expense		Mountain Water Quality Management LLC		-Split-		\$1,940.00	-1,940.00	64,927.22
05/11/2026	Check	4377	Mountain Water Quality Management LLC		6004 Subcontractors		\$12,000.00	-12,000.00	52,927.22
05/11/2026	Deposit				4101 Residential Water	\$82.51		82.51	53,009.73
05/11/2026	Expense		Douglas Thornburn		6725 Rent		\$770.00	-770.00	52,239.73
05/11/2026	Expense		AT&T 287364474882 Internet and Phone		6820 Telephone		\$122.89	-122.89	52,116.84
05/11/2026	Expense		PG&E 6411589972-2		6811 Utilities:Pacific Gas & Electric		\$1,415.00	-1,415.00	50,701.84
05/12/2026	Expense		MICROSOFT		6005 Dues & Subscriptions		\$8.66	-8.66	50,693.18
05/12/2026	Deposit				4101 Residential Water	\$500.00		500.00	51,193.18
05/13/2026	Deposit				-Split-	\$100.00		100.00	51,293.18
05/14/2026	Deposit				4101 Residential Water	\$107.89		107.89	51,401.07
05/14/2026	Expense		KAISER		6652 Insurance:Medical		\$856.92	-856.92	50,544.15
05/14/2026	Expense		SOUTHERN CALIFORNIA EDISON		6812 Utilities:Southern California Edison		\$22.59	-22.59	50,521.56
05/14/2026	Expense		AT&T 23884120298641 *Relay		6820 Telephone		\$31.76	-31.76	50,489.80
05/15/2026	Deposit				-Split-	\$2,811.03		2,811.03	53,300.83
<b>Total for 1001 California Bank &amp; Trust #3526</b>								<b>\$ -7,857.72</b>	
1007 California Bank & Trust #8061									
Beginning Balance									
04/30/2026	Deposit		CALIFORNIA BANK & TRUST	Deposit	4700 Interest Income	\$12.83		12.83	86,818.16
05/05/2026	Transfer			Funds Transfer	1001 Cash in Bank:California Bank & Trust #3526	\$500.00		500.00	87,318.16
<b>Total for 1007 California Bank &amp; Trust #8061</b>								<b>\$512.83</b>	
1012 California Bank & Trust #5917									
Beginning Balance									
04/26/2026	Deposit				4700 Interest Income	\$127.45		127.45	50,085.76
<b>Total for 1012 California Bank &amp; Trust #5917</b>								<b>\$127.45</b>	
<b>Total for 1000 Cash in Bank</b>								<b>\$ -7,217.44</b>	
1001 Cash in Checking CB&T 3526									
1100 Accounts Receivable									
1425 Liens Receivable									
Payroll Refunds									
QuickBooks Tax Holding Account								<b>\$ -49.91</b>	
1415 Plant & Equipment									

# Krista Mutual Water Company

## Balance Sheet Detail

As of May 18, 2026

DATE	TRANSACTION TYPE	NUM	NAME	MEMO/DESCRIPTION	SPLIT	DEBIT	CREDIT	AMOUNT	BALANCE
	1700 Accumulated Depreciation								
<b>TOTAL ASSETS</b>								<b>\$ -7,267.35</b>	<b>\$237,649.54</b>
<b>LIABILITIES AND EQUITY</b>								<b>\$736,135.81</b>	<b>\$237,649.54</b>

# KRISTA MUTUAL WATER COMPANY

## Balance Sheet As of May 18, 2026

	TOTAL
<b>ASSETS</b>	
Current Assets	
Bank Accounts	
1000 Cash in Bank	0.00
1001 California Bank & Trust #3526	53,300.83
1007 California Bank & Trust #8061	87,318.16
1009 California Bank & Trust #1034	0.00
1012 California Bank & Trust #5917	50,085.76
<b>Total 1000 Cash in Bank</b>	<b>190,704.75</b>
1001 Cash in Checking CB&T 3526	1,042.54
1010 Meter Inst. Well Site Gen 7776 - closed 12-30-2024	0.00
<b>Total Bank Accounts</b>	<b>\$191,747.29</b>
Accounts Receivable	
1100 Accounts Receivable	11,181.20
<b>Total Accounts Receivable</b>	<b>\$11,181.20</b>
Other Current Assets	
1200 Undeposited Funds	0.00
120000 Accounts Receivable	0.00
1201 Accounts Receivable Adjustment	0.00
1301 Grant Claims Receivable	0.00
1307 Prepaid Expenses	0.00
1308 Prepaid Insurance	0.00
1309 Prepaid Rent	0.00
<b>Total 1307 Prepaid Expenses</b>	<b>0.00</b>
1330 PREPAYMENTS-OTHER	0.00
1380 Deferred Tax Benefits - S/T	0.00
1425 Liens Receivable	10,954.53
Payroll Refunds	25.48
QuickBooks Tax Holding Account	111.04
<b>Total Other Current Assets</b>	<b>\$11,091.05</b>
<b>Total Current Assets</b>	<b>\$214,019.54</b>
Fixed Assets	
1415 Plant & Equipment	414,658.00
1416 Nondepreciable Capitalized Costs	0.00
1418 Engineering	
1700 Accumulated Depreciation	-391,028.00
<b>Total Fixed Assets</b>	<b>\$23,630.00</b>
Other Assets	
1420 Capitalized Grant Costs - KFCPP	0.00
<b>Total Other Assets</b>	<b>\$0.00</b>
<b>TOTAL ASSETS</b>	<b>\$237,649.54</b>

# KRISTA MUTUAL WATER COMPANY

## Balance Sheet As of May 18, 2026

	TOTAL
<b>LIABILITIES AND EQUITY</b>	
Liabilities	
Current Liabilities	
Other Current Liabilities	
2001 Other Accounts Payable	6,857.12
2002 Grant Receipts Payable	0.00
2310 Prepaid Assessment Income	0.00
2401 Payroll Taxes Payable	0.00
CA PIT / SDI	35.17
CA SUI / ETT	37.79
Federal Taxes (941/943/944)	1,984.68
Federal Unemployment (940)	32.82
OR Employment Taxes	-2,196.77
OR Income Tax	450.00
OR Paid Family and Medical Leave	0.00
OR Statewide Transit Taxes	9.33
<b>Total 2401 Payroll Taxes Payable</b>	<b>353.02</b>
Direct Deposit Payable	0.00
Payroll Liabilities	230.93
CA PIT / SDI	17.89
CA PIT / SDI-1	17.28
CA SUI / ETT	14.76
CA SUI / ETT-1	23.03
Federal Taxes (941/943/944)	1,035.21
Federal Taxes (941/943/944)-1	971.84
Federal Unemployment (940)	5.54
Federal Unemployment (940)-1	27.28
OR Employment Taxes	26.92
OR Employment Taxes-1	0.01
OR Income Tax	150.00
OR Income Tax-1	0.00
OR Paid Family and Medical Leave	0.00
OR Paid Family and Medical Leave-1	0.00
OR Statewide Transit Taxes	3.11
OR Statewide Transit Taxes-1	3.11
<b>Total Payroll Liabilities</b>	<b>2,526.91</b>
<b>Total Other Current Liabilities</b>	<b>\$9,737.05</b>
<b>Total Current Liabilities</b>	<b>\$9,737.05</b>

# KRISTA MUTUAL WATER COMPANY

## Balance Sheet

As of May 18, 2026

	TOTAL
Long-Term Liabilities	
2410 Defferred Tax Liability	0.00
<b>Total Long-Term Liabilities</b>	<b>\$0.00</b>
<b>Total Liabilities</b>	<b>\$9,737.05</b>
Equity	
3000 Opening Balance Equity	-2,056.19
3010 Capital Stock	107,502.00
3015 Paid-In Capital	220,469.00
3200 Retained Earnings	-67,171.79
Net Income	-30,830.53
<b>Total Equity</b>	<b>\$227,912.49</b>
<b>TOTAL LIABILITIES AND EQUITY</b>	<b>\$237,649.54</b>

# Krista Mutual Water Company

## Budget vs. Actuals: Budget\_FY26\_P&L - FY26 P&L

January - December 2026

	TOTAL			
	ACTUAL	BUDGET	OVER BUDGET	% OF BUDGET
<b>Income</b>				
4101 Residential Water	71,011.47	205,000.00	-133,988.53	34.64 %
4105 Lot Water	1,152.29	3,600.00	-2,447.71	32.01 %
4210 Transfer Fees	150.00		150.00	
4220 Late Fees	1,913.26		1,913.26	
4221 NSF Bank Charges	41.27		41.27	
4240 Connection Fees	813.21		813.21	
4260 Adjustments	-2,060.88		-2,060.88	
<b>Total Income</b>	<b>\$73,020.62</b>	<b>\$208,600.00</b>	<b>\$ -135,579.38</b>	<b>35.01 %</b>
<b>GROSS PROFIT</b>	<b>\$73,020.62</b>	<b>\$208,600.00</b>	<b>\$ -135,579.38</b>	<b>35.01 %</b>
<b>Expenses</b>				
6000 Advertising and Promotion		50.00	-50.00	
6001 Chlorine		100.00	-100.00	
6003 Computer and Internet Expenses		0.00	0.00	
6004 Subcontractors	37,690.00	35,000.00	2,690.00	107.69 %
6005 Dues & Subscriptions	6,611.03	8,500.00	-1,888.97	77.78 %
6006 Education Expense	566.88	600.00	-33.12	94.48 %
6007 Supplies		500.00	-500.00	
6008 Equipment Fuel	51.38	250.00	-198.62	20.55 %
6009 Meals & Entertainment	31.77	300.00	-268.23	10.59 %
6010 Automotive	82.19	400.00	-317.81	20.55 %
6260 Equipment Rental	4,745.01	17,000.00	-12,254.99	27.91 %
6650 Insurance				
6651 Liability	9,190.00	10,000.00	-810.00	91.90 %
6652 Medical	4,418.48	9,500.00	-5,081.52	46.51 %
6656 Worker's Compensation	1,020.36	1,600.00	-579.64	63.77 %
<b>Total 6650 Insurance</b>	<b>14,628.84</b>	<b>21,100.00</b>	<b>-6,471.16</b>	<b>69.33 %</b>
6680 Office Supplies	415.25	1,500.00	-1,084.75	27.68 %
6685 Payroll Expenses		57,000.00	-57,000.00	
Taxes	1,651.72		1,651.72	
Wages	19,164.16		19,164.16	
<b>Total 6685 Payroll Expenses</b>	<b>20,815.88</b>	<b>57,000.00</b>	<b>-36,184.12</b>	<b>36.52 %</b>
6690 Payroll Taxes	220.41	5,700.00	-5,479.59	3.87 %
6710 Permits		800.00	-800.00	
6713 Postage & Freight	2,859.85	3,000.00	-140.15	95.33 %
6715 Legal & Accounting	25.00	500.00	-475.00	5.00 %
6716 Accounting		7,000.00	-7,000.00	
6717 Legal	1,305.00	500.00	805.00	261.00 %
<b>Total 6715 Legal &amp; Accounting</b>	<b>1,330.00</b>	<b>8,000.00</b>	<b>-6,670.00</b>	<b>16.63 %</b>
6725 Rent	1,540.00	4,600.00	-3,060.00	33.48 %
6737 State Income Tax	800.00	850.00	-50.00	94.12 %
6800 Utilities				

# Krista Mutual Water Company

## Budget vs. Actuals: Budget\_FY26\_P&L - FY26 P&L

January - December 2026

	TOTAL			
	ACTUAL	BUDGET	OVER BUDGET	% OF BUDGET
6805 Southern California Gas	106.88	350.00	-243.12	30.54 %
6811 Pacific Gas & Electric	7,535.93	31,200.00	-23,664.07	24.15 %
6812 Southern California Edison	108.38		108.38	
<b>Total 6800 Utilities</b>	<b>7,751.19</b>	<b>31,550.00</b>	<b>-23,798.81</b>	<b>24.57 %</b>
6820 Telephone	2,130.65	3,300.00	-1,169.35	64.57 %
6885 Water Analysis	2,104.85	2,400.00	-295.15	87.70 %
8500 CIP - CAPITAL IMPROVEMENTS		6,000.00	-6,000.00	
8510 Bank Service Charges	24.00	100.00	-76.00	24.00 %
<b>Total Expenses</b>	<b>\$104,399.18</b>	<b>\$208,600.00</b>	<b>\$ -104,200.82</b>	<b>50.05 %</b>
NET OPERATING INCOME	<b>\$ -31,378.56</b>	<b>\$0.00</b>	<b>\$ -31,378.56</b>	<b>0.00%</b>
Other Income				
4700 Interest Income	548.03		548.03	
<b>Total Other Income</b>	<b>\$548.03</b>	<b>\$0.00</b>	<b>\$548.03</b>	<b>0.00%</b>
NET OTHER INCOME	<b>\$548.03</b>	<b>\$0.00</b>	<b>\$548.03</b>	<b>0.00%</b>
NET INCOME	<b>\$ -30,830.53</b>	<b>\$0.00</b>	<b>\$ -30,830.53</b>	<b>0.00%</b>

**PENDING***No pending transactions found***POSTED**

<b>Date</b>	<b>Name</b>	<b>Credit</b>	<b>Debit</b>	<b>Balance</b>
04/26/2026	INTEREST PAYMENT	+\$127.45		\$50,085.76
03/26/2026	INTEREST PAYMENT	+\$114.84		\$49,958.31
02/26/2026	INTEREST PAYMENT	+\$126.83		\$49,843.47
01/26/2026	INTEREST PAYMENT	+\$126.51		\$49,716.64
12/26/2025	INTEREST PAYMENT	+\$122.12		\$49,590.13
11/26/2025	INTEREST PAYMENT	+\$125.88		\$49,468.01
10/26/2025	INTEREST PAYMENT	+\$121.51		\$49,342.13
09/26/2025	INTEREST PAYMENT	+\$125.25		\$49,220.62
08/26/2025	INTEREST PAYMENT	+\$124.93		\$49,095.37
07/26/2025	INTEREST PAYMENT	+\$169.15		\$48,970.44
06/26/2025	INTEREST PAYMENT	+\$174.17		\$48,801.29
05/26/2025	INTEREST PAYMENT	+\$167.96		\$48,627.12
04/26/2025	INTEREST PAYMENT	+\$172.95		\$48,459.16
03/26/2025	INTEREST PAYMENT	+\$155.68		\$48,286.21
02/26/2025	INTEREST PAYMENT	+\$171.78		\$48,130.53
01/26/2025	INTEREST PAYMENT	+\$171.09		\$47,958.75
12/26/2024	INTEREST PAYMENT	+\$164.61		\$47,787.66
11/26/2024	INTEREST PAYMENT	+\$169.50		\$47,623.05
10/26/2024	INTEREST PAYMENT	+\$163.46		\$47,453.55
09/26/2024	INTEREST PAYMENT	+\$168.32		\$47,290.09
08/26/2024	INTEREST PAYMENT	+\$200.32		\$47,121.77
07/26/2024	INTEREST PAYMENT	+\$193.04		\$46,921.45
06/26/2024	INTEREST PAYMENT	+\$198.65		\$46,728.41
05/26/2024	INTEREST PAYMENT	+\$191.43		\$46,529.76

Outstanding balances	2026	2025	2024	2023	2022	2021	2020	2019
January	5,763.45	\$6,770.45	\$8,689.30	\$7,098.34	\$8,880.27	\$7,559.26	\$3,728.43	\$1,719.16
February	8,564.39	\$7,227.04	\$7,583.90	\$5,688.83	\$9,840.50	\$9,769.36	\$3,331.15	\$2,512.68
March	5,439.48	\$7,785.91	\$8,084.97	\$6,704.46	\$9,233.85	* \$3,111.47	\$5,106.89	\$4,364.38
April	3,761.83	\$4,921.41	\$6,056.44	\$7,418.04	\$5,719.04	\$3,883.86	\$3,624.80	\$2,892.44
May		\$2,979.56	\$4,320.76	\$6,988.61	\$5,720.01	\$5,011.97	\$4,470.78	\$2,034.44
June		\$4,829.49	\$6,612.16	\$4,656.89	\$3,927.20	\$7,462.94	\$5,036.86	\$3,501.20
July		\$7,618.99	\$9,017.77	\$7,317.75	\$4,623.34	\$6,172.81	\$5,798.60	\$4,349.53
August		\$7,837.75	\$7,629.21	\$4,862.71	\$7,966.97	\$7,622.64	\$4,613.10	\$2,972.14
September		\$7,700.35	\$10,087.79	\$7,194.24	\$6,987.52	\$8,464.18	\$5,434.97	\$2,827.45
October		\$7,263.83	\$6,737.84	\$4,953.72	\$6,465.72	\$9,062.58	\$7,601.15	\$3,110.56
November		\$9,135.68	\$7,866.81	\$5,891.78	\$8,026.47	\$9,204.05	\$7,975.76	\$2,856.20
December		\$5,967.00	\$5,721.23	\$7,934.76	\$6,989.15	**\$10271.56	\$7,731.22	\$3,326.46

Krista Shut off's for non-payment 2026

	Shut off for non- payment	Reconnected	Request to be shut off
January	0	0	0
February	4	3	1
March	1	0	0
April	1	0	0
May			
June			
July			
August			
September			
October			
November			
December			

# INVOICE

**Mountain Water Quality  
Management LLC**  
5401 Business Park S  
Ste 208  
Bakersfield, CA 93309-1661

info@mountainwaterquality.com  
+1 661-517-0010  
http://www.mountainwaterquality.com



**Bill to**  
Krista Mutual Water Company  
po box 951  
frazier park, CA 93225 USA

**Ship to**  
Krista Mutual Water Company  
PO Box 951  
Frazier Park, CA 93225-0951  
USA

## Invoice details

Invoice no.: 1023  
Terms: Net 30  
Invoice date: 05/09/2026  
Due date: 06/08/2026

#	Product or service	Description	Qty	Rate	Amount
1.	Hours	Visit System 1x/Week	5	\$320.00	\$1,600.00
2.	Hours	Additional Hours Outside 1x/Week	4	\$85.00	\$340.00

**Total** **\$1,940.00**

## Ways to pay



Contact Mountain Water Quality Management LLC to pay.

[View and pay](#)

KMWC - April 2026

Date	Time In	Time Out	Hours	Regular Hours	Regular Pay	Premium A	Premium Pay	Premium B	Premium Pay	Total Hours Charged	Wages	Expenses	Notes
4/1/2026	15:00	17:00	2.00	0	40	2	85	0	125	2	\$170.00	\$0.00	NaOCl level check and run Well on H
4/2/2026	14:00	16:00	2.00	0	40	2	85	0	125	2	\$170.00	\$0.00	5 Day Notice and 90 Day Reads
4/3/2026	8:00	16:00	8.00	8	40	0	85	0	125	8	\$320.00	\$0.00	Data Collection, Dig Tickets
4/10/2026	8:00	16:00	8.00	8	40	0	85	0	125	8	\$320.00	\$0.00	Meet Hightide Technician
4/17/2026	8:00	16:00	8.00	8	40	0	85	0	125	8	\$320.00	\$0.00	Data Collection, Red Tags
4/24/2026	8:00	16:00	8.00	8	40	0	85	0	125	8	\$320.00	\$0.00	Data Collection, Monitor Tank Level and oversee FH install
4/27/2026	8:00	16:00	8.00	8	40	0	85	0	125	8	\$320.00	\$0.00	Data Collection, 90 Day Reads, Shut Offs, Valve Location, Meter Reads, Drawdown Test
Totals:			44.00	40	4	0	44	\$1,940.00	\$0.00				

Base Pay: \$1,940.00  
 Expenses: \$0.00  
 Total: \$1,940.00

## Monthly Operator Report

System Name: Krista MWC - CA1500475

Month/Year: Apr-26

System Overview	
Wells in Operation	Well 1
Storage Tanks in Service	1 (44,000 Gal), 2 (84,000 Gal), 3 (25,000 Gal)
Pressure Zones	Pressure Zones to be Tested and Documented All Gravity Fed
	Zone - 1 ?
	Zone - 2 ?
	Zone - Well ~250 PSI
Treatment Systems (if applicable)	Sodium Hypochlorite Injection at Well 1
Notes	Tank 4 (25,000 Gal) offline since July. Working with Superior Tank

Water Production & Usage	
Previous Month Well 1 Meter Read (AF)	137.297
Current Month Well 1 Meter Read (AF)	140.186
Total AF Produced	2.889
Total Gallons Produced	941,383.539
Total Gallons Delivered (metered sales)	718,005.424
Documented Operational Use Gal (e.g., flushing, tank cleaning)	153,000.000
Unaccounted-for Water (gal)	70,378.115
Unaccounted-for Water (%)	7.48%
Total Non-Revenue Water Loss (gal)	223,378.115
Notes: Low system pressure on 4/24 during FH replacement on Starr Ct.	

Static Level (ft)	-35.5
Pumping Level (ft)	-53.1
Drawdown (ft)	-17.6
Recovery Level (ft)	-36.8
Recovery (%)	93%
GPM (average)	310
Flow Meter (gpm)	320

Water Quality	
Chlorine Residuals (average range) ppm	0.27 ppm (min 0.00 – max 4.40)
Manual Dosing Needed	Yes (Weekly)
Bacteriological Samples Collected	1 (Routine)
Bacteriological Results (Absent/Present)	Absent
Nitrate (mg/L)	3.3
Fluoride (mg/L)	2
Other	
Notes	

<b>System Maintenance &amp; Operations</b>	
Valves Exercised	12
Hydrants Flushed	4
Equipment Serviced	N/A
Repairs Completed	2
Notes	FH on Starr Ct. replaced.

<b>Compliance &amp; Sampling Summary</b>	
Bacteriological Sample Sitting Plan Followed (BSSP)	Yes
Consumer Confidence Report (CCR)	N/A
Cross-Connection Program	N/A
Other Compliance Notes	

<b>Notable Issues &amp; Recommendations</b>	
Issues encountered this month	No Valve in System can Fully Close
Recommendations for next month	Installation of chlorinator

<b>Operator Certification &amp; Report Sign-Off</b>	
Prepared by	Lee Winagura
Operator Certification No.	D1-55115 / T2-46202
Date	5/18/2026

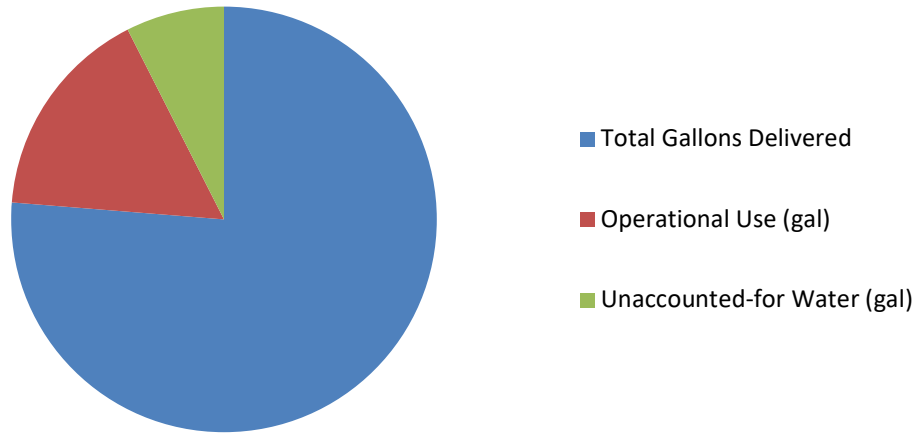
## Monthly Water System Summary

Key Metrics	Apr-26
Total Gallons Pumped	941,383.539
Total Gallons Delivered	718,005.424
Operational Use (gal)	153,000.000
Unaccounted-for Water (gal)	70,378.115
Unaccounted-for Water (%)	7.48%
Total Non-Revenue Water Loss (gal)	223,378.115
Avg Chlorine Residual (ppm)	0.88
Min Chlorine Residual (ppm)	0
Max Chlorine Residual (ppm)	4.4
Nitrate (mg/L)	3.3
Fluoride (mg/L)	2
Static Level (ft)	-35.5
Pumping Level (ft)	-53.1
Recovery (%)	92.61%
GPM (average)	310

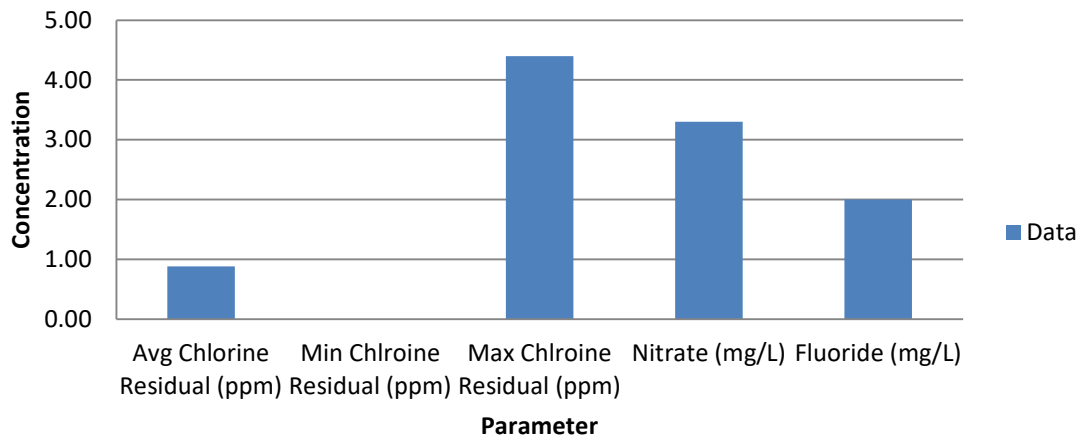
### Notes on System:

System operating normally  
 Residuals are not within compliance range.  
 Still dosing Chlorine manually  
 Found a new supplier for equipment  
 Notes: Low system pressure on 4/24 during  
 FH replacement on Starr Ct.  
 Tank 4 - Working with GM

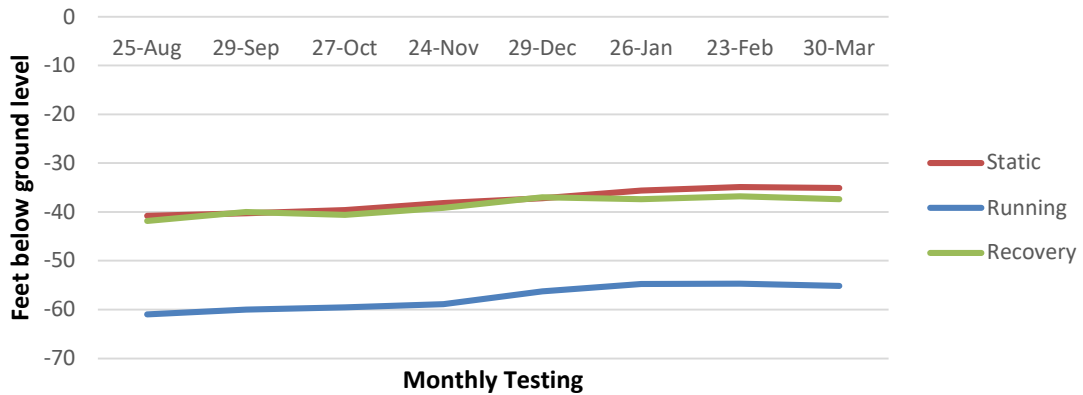
## Water Use Breakdown



## Water Quality Indicators



## Drawdown Testing



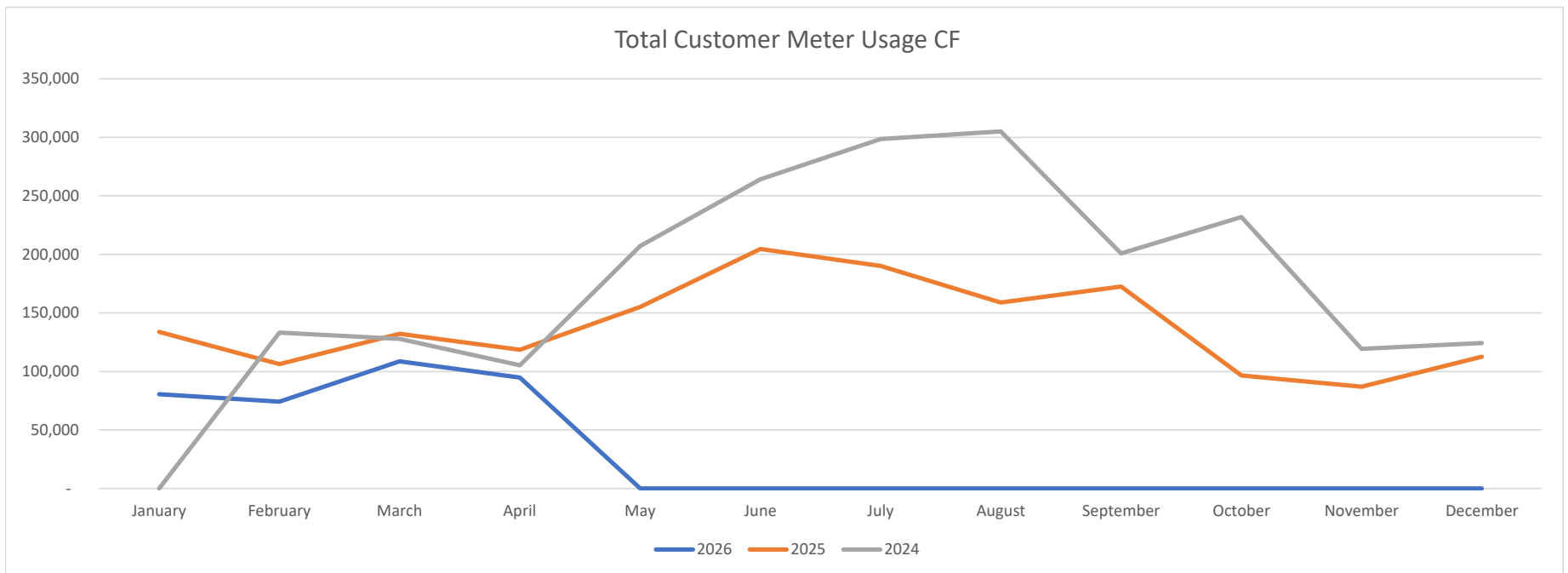
Well Production 2026		Well Depth 250 feet							Pump setting 168 feet												Well usage Gallons per day GPD
Date of meter reads	ACFT	gallons 1 acft = 325,851 gallons	CF 7.481 gallons = 1 CF	Customer Meter usage CF	Customer Meter usage gallons	Difference in CF	Difference in gallons	Date of soundings	sounding off	sounding on	draw down	1 hour recovery depth	Flow rate GPM	active user daily use CF	per capita/day in gallons	active user CF/month	Nitrates	Fluoride			
January	1/26/2026	2.383	776,503	103,797	80,579	602,811	23,218	173,691	1/26/2026	35.6	54.8	19.2	37.4	315	150	50	622				25,048
February	2/23/2026	2.345	764,121	102,142	74,171	554,873	27,971	209,247	2/23/2026	34.9	54.7	19.8	36.8	331	165	39	619			2.9	24,649
March	3/30/2026	3.143	1,024,150	136,900	108,613	812,534	28,287	211,616	3/30/2026	35.1	55.2	20.1	37.4	324	21	52	650	3.3	2.0		34,138
April	4/30/2026	2.889	941,384	125,837	94,719	708,593	31,118	232,791	4/30/2026	35.5	53.1	17.6	36.8	310	18	47	567				30,367
May			0	0	0	0	0	0			0			0	0	0	0				0
June			0	0	0	0	0	0			0			0	0	0	0				0
July			0	0	0	0	0	0			0			0	0	0	0				0
August			0	0	0	0	0	0			0			0	0	0	0				0
September			0	0	0	0	0	0			0			0	0	0	0				0
October			0	0	0	0	0	0			0			0	0	0	0				0
November			0	0	0	0	0	0			0			0	0	0	0				0
December			0	0	0	0	0	0			0			0	0	0	0				0
		<b>10.76</b>	<b>3,506,157</b>	<b>468,675</b>	<b>358,082</b>	<b>2,678,811</b>			602811											Fluoride RAA	2.4

\* Tanks over flowed 2 times this month due to power outage and telephone line down.

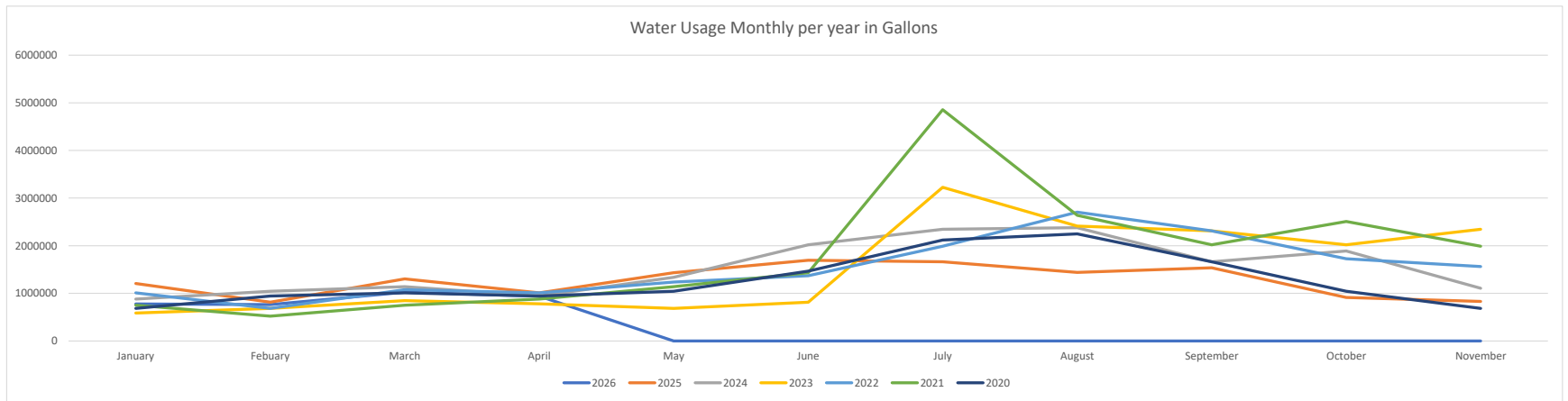
\*\* Drained tanks and fire hydrants during fire hydrant and valve installation.

Well Production 2025		Well Depth 250 feet							Pump setting 168 feet												Well usage Gallons per day GPD
Date of meter reads	ACFT	gallons 1 acft = 325,851 gallons	CF 7.481 gallons = 1 CF	Customer Meter usage CF	Customer Meter usage gallons	Difference in CF	Difference in gallons	Date of soundings	sounding off	sounding on	draw down	1 hour recovery depth	Flow rate GPM	active user daily use CF	per capita/day in gallons	active user CF/month	Nitrates	Fluoride			
January	1/29/2025	3.7	1,205,649	161,161	133,712	1,000,299	27,449	205,349	1/6/2025	47	52	5	320	233	77	965					40,188
February	2/24/2025	2.5	814,628	108,893	106,156	794,153	2,737	20,474	2/24/2025	36.9	57.7	20.8	38.4	320	176	56	660			2.6	27,154
March	3/31/2025	4	1,303,404	174,229	132,063	987,963	42,166	315,441	3/31/2025	36.6	57.4	20.8	38	340	26	63	791				43,447
April	4/28/2025	3.1	1,010,138	135,027	118,482	886,364	16,545	123,774	4/28/2025	36.4	56.9	20.5	38.3	330	23	59	709				33,671
May	5/28/2025	4.4	1,433,744	191,651	155,080	1,160,153	36,571	273,591	5/28/2025	38.1	58.1	20	39	320	30	77	929			2.4	47,791
June	6/30/2025	5.2	1,694,425	226,497	204,594	1,530,568	21,903	163,857	6/30/2025	39.5	59.3	19.8	40.1	325	40	101	1225				56,481
July	7/28/2025	5.1	1,661,840	222,141	190,129	1,422,355	32,012	239,485	7/28/2025	40.5	49.5	9	41.6	320	37	94	1138				55,395
August	8/25/2025	4.418	1,439,610	192,435	158,856	1,188,402	33,579	251,208	8/25/2025	40.8	61	20.2	41.8	320	31	79	951	3.71	2.2		47,987
September	9/29/2025	4.72	1,538,017	205,590	172,597	1,291,198	32,993	246,819	9/29/2025	40.3	60	19.7	40	320	33	85	1034				51,267
October	10/27/2025	2.809	915,315	122,352	96,488	721,827	25,864	193,489	10/27/2025	39.6	59.6	20	40.6	350	19	48	578				30,511
November	11/24/2025	2.547	829,942	110,940	86,936	650,368	24,004	179,574	11/24/2025	38.2	58.9	20.7	39.2	320	17	43	521	3.8	2.1		27,665
December	12/29/2025	3.223	1,050,218	140,385	112,521	841,770	27,864	208,448	12/29/2025	37.2	56.3	19.1	37	320	22	56	674				35,007
		<b>45.717</b>	<b>14,896,930</b>	<b>1,991,302</b>	<b>1,667,614</b>	<b>12,475,420</b>			841770											Fluoride RAA	2.3

Krista - Total Customer meter usage CF			
	2026	2025	2024
January	80,579	133,712	0
February	74,171	106,156	133,176
March	108,613	132,063	127,733
April	94,719	118,482	105,146
May	-	155,080	207,192
June	-	204,594	264,156
July	-	190,129	298,606
August	-	158,856	305,052
September	-	172,597	200,819
October	-	96,488	231,954
November	-	86,936	119,237
December	-	112,521	124,144
<b>Total</b>	<b>358,082</b>	<b>1,667,614</b>	<b>2,117,215</b>



	2026	2025	2024	2023	2022	2021	2020	2019	2018	2017	2016	2015	2014	2013
January	776502.933	1,205,649	879,798	586,532	1,010,138	749,457	684,287	1,303,404	977,553	749,457	1,173,064	1,188,298	619,117	2,230,000
February	764120.595	814,628	1,042,723	684,287	684,287	521,362	944,968	977,553	325,851	521,362	1,270,819	1,300,709	586,532	1,886,000
March	1024149.693	1,303,404	1,140,479	847,213	1,075,308	749,457	1,010,138	651,702	358,436	716,872	1,107,893	1,124,110	694,063	2,156,000
April	941383.539	1,010,138	944,968	782,042	1,010,138	879,798	944,968	1,140,478	1,987,691	782,042	1,010,138	1,036,136	847,213	2,330,000
May	0	1,433,744	1,335,989	684,287	1,238,234	1,140,479	1,042,723	1,889,936	1,759,595	1,987,691	3,812,457	3,831,749	879,798	2,703,000
June	0	1,694,425	2,020,276	814,628	1,368,574	1,433,744	1,466,330	1,466,330	2,671,978	2,900,074	1,564,085	1,583,528	1,107,893	3,461,000
July	0	1,661,840	2,346,127	3,225,925	1,987,691	4,855,180	2,118,032	1,955,106	3,225,924	3,942,797	2,867,489	2,880,328	1,205,649	3,778,000
August	0	1,439,610	2,378,712	2,411,297	2,704,563	2,639,393	2,248,371	1,955,106	2,900,073	4,040,552	1,433,744	3,274,581	1,368,574	4,236,000
September	0	1,538,017	1,661,840	2,313,542	2,313,542	2,020,276	1,661,840	1,661,840	2,932,659	2,476,467	1,140,479	1,153,434	1,270,819	3,850,000
October	0	915,315	1,889,936	2,020,276	1,727,010	2,509,053	1,042,723	977,553	2,280,957	2,313,542	1,270,819	1,819,754	944,967	3,067,000
November	0	829,942	1,107,893	2,346,127	1,564,085	1,987,691	684,287	1,140,479	1,303,404	2,443,882	1,531,500	1,538,564	749,457	2,421,000
December	0	1,050,218	1,107,893	1,368,574	749,457	1,498,915	651,702	847,212	1,629,255	1,955,106	977,553	1,406,277	716,872	2,180,000
Total	3,506,157	14,896,930	17,856,635	18,084,731	17,433,029	20,984,805.00	14,500,368.10	15,966,698.00	22,353,376.00	24,829,845.00	19,160,038.80	22,137,468.00	10,990,953.33	34,298,000.00



State Water Resources Control Board  
 Southern California Branch  
 Drinking Water Field Operations  
**Chlorination Operational Log**

**Month and Year** April 2026

**System Name** Krista Mutual Water Company

**Facility Name** CA1500475\_001\_001

**Maximum Capacity of the Chlorination Pump** 24 GPD

Were there any malfunctions of the chlorination system this month? Yes \_\_\_\_\_ No <sup>x</sup>\_\_\_\_\_

If yes, list the date the malfunction occurred and action taken. Problems that cannot be promptly corrected must be reported to the Division. Bacteriological sampling must be conducted if the safety of the water is in question:

No malfunctions but chlorination pump is under rated for static and dynamic PSI at injection point

Manufacturer now estimates delivery Mid May.

Date	Time	Operator	Chlorine Rate		Crock Level	Meter Reading	Chlorine Residual		Operational Notes
			Speed	Stroke			Injection Pt.	Distribution	
1	15:00	LW	40%	40%	~2%	137.555	0	3.0	
2									
3	10:00	LW	50%	50%	~2%	137.812	0	1.7	
4									
5									
6									
7									
8									
9	12:40	LW	50%	50%	~2%	138.332	0	0.3	
10									
11									
12									
13									
14									
15									
16									
17	14:30	LW	50%	50%	~2%	139.099	0	0.08	
18									
19									
20									
21									
22									
23									
24	12:45	LW	70%	50%	~2%	139.728	0	0.12	
25									
26									
27	15:10	LW	70%	50%	~2%	140.186	0	.1	
28									
29									
30									
31									

1. Operational notes include weekly dosage calculations, addition of solution, changes in feed rate and other pertinent info.
2. This form is to be maintained for each chlorination facility.
3. This form is to be kept on file for review by the Division.

## Chlorine Residual Report

System Name: Krista Mutual Water Company

Month: April

System Number: CA1500475

Year: 2026

Day	Sampling Address	Residual
1	720 Canyon Dr	3.0
2		
3	720 Canyon Dr	1.7
4		
5		
6		
7		
8		
9	720 Canyon Dr	0.3
10		
11		
12		
13		
14		
15		
16		
17	720 Canyon Dr	0.08
18		
19		
20		
21		
22		
23		
24	720 Canyon Dr	0.12
25		
26		
27	720 Canyon Dr	0.1
28		
29		
30		
31		



(661) 517-0010  
Info@MountainWaterQuality.com  
5401 Business Park S. Ste. 208  
Bakersfield, CA. 93309

## Water Quality Summary Report

**Prepared by:** Mountain Water Quality Management

**Date:** May 9, 2026

**Recipient:** Krista Mutual Water Company

**Location:** PO Box 951, 3534 Mt. Pinos Way, Frazier Park, CA 93225

**Project Manager:** Lee Winagura

**Laboratory:** Zalco Laboratories, Inc.

### Sampling Overview

A routine bacteriological sample was collected from the distribution system at 720 Canyon on April 16, 2026, at 5:10 PM.

### Key Findings

- **Total Coliform Bacteria: Absent**
- **E. coli Bacteria: Absent**
- **Field Residual Chlorine: 0.08 ppm**
- **Laboratory Receipt Temperature: 4.5°C**

✓ **No bacteriological contamination detected.**

### Quality Control & Assurance

- **Laboratory blanks and reference controls performed within acceptable limits.**
- **Positive and negative control samples validated analytical accuracy.**
- **Samples were analyzed within required holding times.**

### Conclusion

- ✓ **Water quality remains microbiologically safe and compliant.**

### Recommendations

- **Continue routine bacteriological monitoring per the BSSP.**
- **Monitor and maintain chlorine residuals throughout the distribution system, especially at distribution extremities.**
- **Continue periodic flushing as needed to support disinfectant stability and water turnover.**

### Overall Status

Category	Status
Bacteriological Quality	✓ Safe
Distribution System	✓ Compliant

For any further inquiries regarding this report, please contact:

**Lee Winagura**

Mountain Water Quality Management



Zalco  
Laboratories, Inc.

4309 Armour Ave.  
Bakersfield, CA 93308  
661.395.0539

April 23, 2026

Pamela Jarecki

Krista Mutual Water Co.  
3534 Mt. Pinos Way  
Frazier Park, CA 93225  
RE: Master

Zalco Work Order: 2604332  
Zalco Project:

Enclosed are the results of analyses for samples received by our laboratory on 4/17/2026. If you have any questions concerning this report, please feel free to contact me.

Sincerely,

A handwritten signature in black ink, appearing to read "Ashlee Gonzalez". The signature is fluid and cursive, with the first name "Ashlee" and last name "Gonzalez" clearly distinguishable.

Ashlee Gonzalez For Juan Magana  
Laboratory Technical Manager





**Zalco  
Laboratories, Inc.**

4309 Armour Ave.  
Bakersfield, CA 93308  
661.395.0539

Krista Mutual Water Co.  
3534 Mt. Pinos Way  
Frazier Park, CA 93225

Project: Master  
Project Number: KMWC DST/720 Canyon  
Project Manager: Pamela Jarecki

**Reported:**  
04/23/2026 11:34

### Sample Results

<b>Sample Name:</b>	<b>720 Canyon CA1500475</b>	<b>Receipt Temperature, Deg. C:</b>	4.5
<b>Zalco Lab ID:</b>	<b>2604332-01</b>	<b>Field Temperature, Deg. C:</b>	
<b>Sampled Date - Time:</b>	4/16/2026 5:10:00PM	<b>Field pH:</b>	
<b>Matrix:</b>	Water	<b>Sample Type:</b>	Grab
<b>Sampled By:</b>	Lee Winagura	<b>Field Residual Chlorine, ppm:</b>	0.08

Analyte	Result	Units	RL	MDL	Method	Analyst Int.	Dilution	Date Started	Date Completed	Qual
---------	--------	-------	----	-----	--------	-----------------	----------	-----------------	-------------------	------

#### Microbiological Testing

Total Coliform	Absent	P/A			SM 9223B Colilert 18	SIG	1	4/17/26 15:45	4/18/26 10:39	
E. coli	Absent	P/A			SM 9223B Colilert 18	SIG	1	4/17/26 15:45	4/18/26 10:39	

#### Field Data (Provided by Sampler)

Chlorine, Residual	0.08	mg/L			FIELD	LNL	1	4/16/26 17:10	4/16/26 17:10	
--------------------	------	------	--	--	-------	-----	---	---------------	---------------	--



**Zalco  
Laboratories, Inc.**

4309 Armour Ave.  
Bakersfield, CA 93308  
661.395.0539

Krista Mutual Water Co.  
3534 Mt. Pinos Way  
Frazier Park, CA 93225

Project: Master  
Project Number: KMWC DST/720 Canyon  
Project Manager: Pamela Jarecki

**Reported:**  
04/23/2026 11:34

### Quality Control

#### Microbiological Testing

Analyte	Result	Qual	Reporting Limit	Units	Spike Level	Source Result	%REC	%REC Limits	RPD	RPD Limit
---------	--------	------	-----------------	-------	-------------	---------------	------	-------------	-----	-----------

**Batch: 6D00510 - Micro**

**Blank (6D00510-BLK1)**

Prepared: 4/17/2026 Analyzed: 4/18/2026

Total Coliform	Absent			P/A						
E. coli	Absent			P/A						

**Reference (6D00510-SRM1)**

Prepared: 4/17/2026 Analyzed: 4/18/2026

Total Coliform	Absent			P/A	0.00			0-200		
E. coli	Absent			P/A	0.00			0-200		

**Reference (6D00510-SRM2)**

Prepared: 4/17/2026 Analyzed: 4/18/2026

Total Coliform	Present			P/A	1.00			80-120		
E. coli	Absent			P/A	0.00			80-120		

**Reference (6D00510-SRM3)**

Prepared: 4/17/2026 Analyzed: 4/18/2026

Total Coliform	Present			P/A	1.00			0-200		
E. coli	Present			P/A	1.00			0-200		



Zalco  
Laboratories, Inc.

4309 Armour Ave.  
Bakersfield, CA 93308  
661.395.0539

Krista Mutual Water Co.  
3534 Mt. Pinos Way  
Frazier Park, CA 93225

Project: Master  
Project Number: KMWC DST/720 Canyon  
Project Manager: Pamela Jarecki

**Reported:**  
04/23/2026 11:34

## Notes and Definitions

<b>Item</b>	<b>Definition</b>
MDL	Method Detection Limit
RL	Reporting Limit
Dry	Sample results reported on a dry weight basis.
ND	Not Detected
<	Less than
RPD	Relative Percent Difference
%REC	Percent Recovery
Source	Sample that was matrix spiked or duplicated.

# INVOICE

**Mountain Water Quality  
Management LLC**  
5401 Business Park S  
Ste 208  
Bakersfield, CA 93309-1661

info@mountainwaterquality.com  
+1 661-517-0010  
http://www.mountainwaterquality.com



**Bill to**  
Krista Mutual Water Company  
PO Box 951  
Frazier Park, CA 93225-0951  
USA

**Ship to**  
Krista Mutual Water Company  
PO Box 951  
Frazier Park, CA 93225-0951  
USA

## Invoice details

Invoice no.: 1024  
Terms: Net 30  
Invoice date: 05/09/2026  
Due date: 06/08/2026

#	Product or service	Description	Qty	Rate	Amount
1.	<b>Services</b>	Fire Hydrant Replacement (Complete) - Includes excavation, connection to main, hydrant assembly, fittings, labor, equipment, and site restoration.	1	\$12,000.00	\$12,000.00

**Total** **\$12,000.00**

## Ways to pay



Contact Mountain Water Quality Management LLC to pay.

[View and pay](#)